WMHD2X Wall Mount Enclosure

Patch & splice wall mount · **2x HD modules · SC up to 24F · LC up to 48F**

Build America, Buy America (BABA) compliant
Self-certified · compliance letter available on request

ONE OPTICS

Loose tube build, 24F: 2x 12-port SC/UPC plates, color-coded 900 µm fan-outs, 3 m pigtails, black metallic splice trays.

OVERVIEW

Patch and splice in one compact wall box

The One Optics WMHD2X is an indoor wall mount patch and splice enclosure for fiber drops of 12 to 48 fibers. It takes 2 HD style adaptor modules (adaptor plates) on a center partition, with the splice compartment on one side and the patch side on the other, each behind its own lockable door.

It suits MSO business customer installs and MDU settings, with a layout any fiber technician will know. Units ship assembled and can be loaded with pigtails and black metallic splice trays for single fusion (loose tube) or ribbon mass fusion splicing.

2x HD ADAPTOR MODULES	**24F** SC OR 48F LC
14.50 in W X 10.00 IN H BODY	**3.50** in BODY DEPTH
2 LOCKABLE DOORS	**10** lb APPROX. WEIGHT

FEATURES & APPLICATIONS

- **Modular:** 2x HD adaptor module capacity, up to 24 SC or 48 LC ports
- **Wall mount:** 14.50 in W x 10.00 in H x 3.50 in D body
- **12-port SC or 12-port LC** plates for loose tube or ribbon; 24-port LC plates for ribbon
- Separate splice and patch compartments, each behind a lockable hinged door
- Black metallic splice trays; 2 radius guides for slack
- 8x 1 in cable entry ports with dome plugs; 4–14 AWG ground lug
- Singlemode or multimode; SC/UPC, SC/APC, LC/UPC and LC/APC
- Corning fiber pigtails, 100% cleaned and inspected end faces
- Accepts MPC-24-LC pass-through and OOFC-24 splice cassettes
- 16 GA galvanneal steel, dark gray powder coat
- IEC and TIA/EIA compliant; RoHS and REACH
- **Made in USA**
- **Applications:** MSO business services, MDU, enterprise and data center

Closed and locked. Splice side on the left, patch side on the right, each behind its own keyed door.

CONFIGURATION

Splice on the left, patch on the right

Doors open. 2x 12-port SC/UPC plates on the center partition; black metallic splice trays and radius guides on the left. Pigtails not pictured.

Feeder cable enters the splice compartment, is spliced to pigtails in the tray, and the pigtails land on the back of the HD adaptor plates. Patch cords connect on the patch side, behind a separate door.

MODULES	2x HD adaptor plates on the center partition
CAPACITY	12–24F SC or LC (12-port plates); up to 48F LC (24-port plates)
CONNECTOR	SC or LC, UPC or APC polish
FIBER TYPE	Singlemode or multimode
PIGTAILS	3 m, 900 µm single fusion or ribbon mass fusion, 18 in [457 mm] color-coded 900 µm fan-out at the plate end; Corning fiber
SPLICING	Black metallic splice trays
CABLE ENTRY	8x 1 in ports with dome plugs, top and bottom

BUILD OPTIONS AT A GLANCE

BUILD	ADAPTOR PLATES	PIGTAILS	SPLICING	MAX FIBERS
Loose tube SC	2x 12-port SC	3 m 900 µm single fusion	Black metallic splice trays	**24F**
Loose tube LC	2x 12-port LC (6x LC duplex)	3 m 900 µm single fusion	Black metallic splice trays	**24F**
Ribbon LC	2x 24-port LC	3 m ribbon mass fusion	Black metallic splice trays	**48F**

HD ADAPTOR PLATE OPTIONS



SC/UPC
12-PORT



LC/UPC
12-PORT · 6X LC DUPLEX



LC/UPC
24-PORT · RIBBON BUILDS



SC/APC
12-PORT



LC/APC
12-PORT · 6X LC DUPLEX



LC/APC
24-PORT · RIBBON BUILDS

Adaptor colors: blue UPC, green APC, aqua multimode.

BUILDS

Three ways to build it

BUILD 01

Loose tube SC · up to 24F

A single-fusion build for loose tube cable. Two 12-port SC plates, 3 m color-coded 900 µm pigtails, and black metallic splice trays. Up to 24 fibers.

PLATES	2x 12-port SC plates (SC/UPC shown); SC/APC also available
PIGTAILS	3 m 900 µm single fusion, Corning fiber
EXAMPLE	`WMHD2X-L-SC-24`, `WMHD2X-L-SC-12`

BUILD 02

Loose tube LC · up to 24F

The same loose tube build on LC. Two 12-port plates, six LC duplex adaptors each, for up to 24 fibers.

PLATES	2x 12-port LC plates (LC/UPC shown); LC/APC also available
PIGTAILS	3 m 900 µm single fusion, Corning fiber
EXAMPLE	`WMHD2X-L-LC-12`, `WMHD2X-L-LC-24`

BUILD 03

Ribbon LC · up to 48F

A mass-fusion build for ribbon cable. Two 24-port LC plates, ribbon pigtails, and black metallic splice trays. Up to 48 fibers.

PLATES	2x 24-port LC plates; LC/UPC or LC/APC
PIGTAILS	3 m ribbon mass fusion, Corning fiber
EXAMPLE	`WMHD2X-R-LC-48`

ORDER IT UNLOADED

OPTION A

Adaptors only

The enclosure ships with HD adaptor plates loaded in the connector and polish you choose, with no pigtails and no splice trays. Example: `WMHD2X-A-SC-24`

OPTION E

Empty

The bare enclosure, with no adaptor plates, pigtails or splice trays. All 2 HD adaptor positions are open for the plates you add. Order as `WMHD2X-E`

INSTALLATION AT A GLANCE

01 Mount it

Hang it on the 4 keyhole slots in the back panel (11.00 x 7.50 in pattern) using the 1 in screws supplied.

02 Bring the cable in

Enter through a 1 in port. Clamp the central strength member in the grounding lug; seal with a compression fitting and tape.

03 Splice

Store slack around the radius guides and splice to pigtails in the tray. Secure with tie mounts, zip ties and Velcro.

04 Patch and close

Patch from the right side. Fill in the port ID chart, apply the laser warning sticker and lock both doors.

Included in the box: 1 in wall mount screws (6), keys (2), Velcro spool, laser light warning sticker, cable tie mounts (2), 4 in zip ties (6), 8 in zip ties (2) and a port ID chart.

ACCESSORY

Compatible: MPC-24-LC-A / -U pass-through and OOFC-24 splice cassettes

An MPO-to-LC pass-through cassette for the HD adaptor positions, with no field splicing: two MTP-12 APC adaptors at the rear and 12 LC/UPC duplex adaptors (24 fibers) at the front. OS2 singlemode, Type A (-A) or Universal (-U) polarity; -MM for multimode (aqua LC).

`MPC-24-LC-A`	2x MTP-12 APC (rear) to 12 LC/UPC duplex (front), 24F OS2, Type A
`MPC-24-LC-U`	Same, Method B / Universal polarity

Companion products: HD1U rack mount enclosure (4x HD adaptor modules) and the WMHD6X wall mount (6x HD adaptor modules) take the same HD adaptor plates.

DIMENSIONS

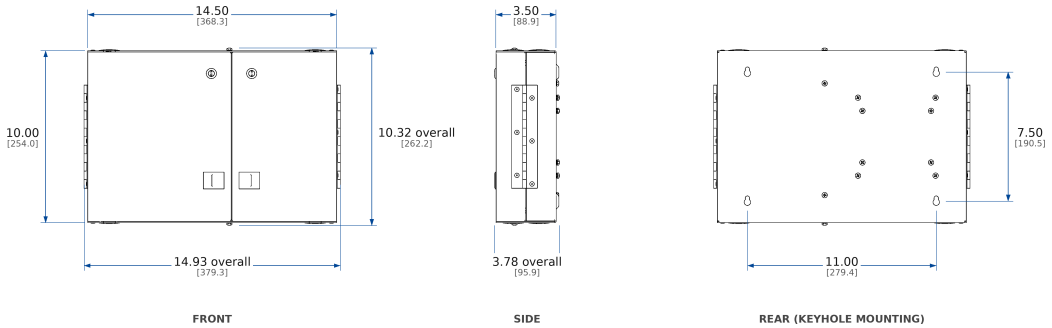

Front, side and rear views. Dimensions in inches [mm].

ENCLOSURE SPECIFICATIONS

Panel type	Wall mount, dual door, lockable
Body (W x H x D)	14.50 x 10.00 x 3.50 in [368.3 x 254.0 x 88.9 mm]
Overall (W x H x D)	14.93 x 10.32 x 3.78 in [379.3 x 262.2 x 95.9 mm], incl. hinges, fasteners and door hardware
Weight	Approx. 10 lb [4.5 kg], empty
Material	16 GA galvanneal steel, dark gray powder coat (PMS 425C)
Splicing	Black metallic splice trays on a splice tray mount, 2 radius guides

Module capacity	2x HD adaptor plate modules
Fiber capacity	24 SC or 48 LC (patch and splice)
Doors	2 hinged doors, quarter-turn cam locks, push-to-close latches
Cable entry	8x 1 in ports with dome plugs
Grounding	Ground lug, 4–14 AWG
Mounting	4 keyhole slots, 11.00 x 7.50 in [279.4 x 190.5 mm]

ORDERING & CONFIGURATION EXAMPLES

Configure to order `WMHD2X-[L/R/A]-[LC/LA/SC/SA]-[count]` or `WMHD2X-E` fiber style · connector/polish · count

PART NUMBER	DESCRIPTION	PRICING
WMHD2X-L-SC-12	Loose tube, 12 ports SC/UPC (1x 12-port SC plate), 3 m 900 µm single fusion pigtails and splice tray	Contact sales
WMHD2X-L-SC-24	Loose tube, 24 ports SC/UPC (2x 12-port SC plates), 3 m 900 µm single fusion pigtails and splice trays	Contact sales
WMHD2X-L-LC-12	Loose tube, 12 ports LC/UPC (1x 12-port LC plate), 3 m 900 µm single fusion pigtails and splice tray	Contact sales
WMHD2X-L-LC-24	Loose tube, 24 ports LC/UPC (2x 12-port LC plates), 3 m 900 µm single fusion pigtails and splice trays	Contact sales
WMHD2X-R-SC-24	Ribbon, 24 ports SC/UPC (2x 12-port SC plates), 3 m ribbon mass fusion pigtails and splice trays	Contact sales
WMHD2X-R-LC-24	Ribbon, 24 ports LC/UPC (2x 12-port LC plates), 3 m ribbon mass fusion pigtails and splice trays	Contact sales
WMHD2X-R-LC-48	Ribbon, 48 ports LC/UPC (2x 24-port LC plates), 3 m ribbon mass fusion pigtails and splice trays	Contact sales
WMHD2X-A-SC-24	Adaptors only: 24 ports SC/UPC (2x 12-port SC plates); no pigtails, no splice trays	Contact sales
WMHD2X-E	Empty enclosure: no adaptor plates, pigtails or splice trays	Contact sales
Custom	Other connectors, polishes, fiber types and port counts within capacity, configured to order	Contact sales

HOW TO READ THE PART NUMBER

WMHD2X-L-LC-24 = loose tube, LC/UPC, 24 fibers

FIBER STYLE
L 900 µm loose tube pigtails
R ribbon pigtails
A adaptor plates only, no pigtails or trays
E empty enclosure (**WMHD2X-E**, no suffix)

CONNECTOR / POLISH
LC LC/UPC · **LA** LC/APC
SC SC/UPC · **SA** SC/APC

TRAILING NUMBER
Fiber count; port count on A builds

FIBER TYPE
Singlemode is standard; multimode: LC build + -MM (aqua UPC).

Contact sales for pricing. Test data and certificate of conformance available on request. Specifications subject to change. Rev A · 2026-10.

ONE OPTICS
ENGINEERED FOR CONNECTIVITY

CONTACT SALES
One Optics · 149 North Gibson Road, Suite L
Henderson, NV 89014

+1 (702) 337-2788
sales@oneoptics.com
www.oneoptics.com